



2019

2019 08

)

(

<http://www.cninfo.com.cn>

2019

.....	2
.....	5
.....	8
.....	13
.....	22
.....	34
.....	38
.....	39
.....	41
.....	42
.....	149

			000948
		YUNNAN NANTIAN ELECTRONICS INFORMATION CO.,LTD	
		NANTIAN	

	455	455
	0871 63366327	0871 68279182
	0871 63317397	0871 63317397
	000948@nantian.com.cn	shensh@nantian.com.cn

1

√

2018

2

√

2018

□ √

	1,204,291,806.19	994,545,547.65	21.09%
	-38,010,949.93	-41,963,799.23	
	-43,085,049.38	-57,773,228.70	
	-845,913,418.76	-680,071,037.94	
/	-0.1186	-0.1702	
/	-0.1186	-0.1702	
	-2.55%	-2.92%	0.38%
	3,228,771,431.85	3,096,930,849.18	4.26%
	1,464,657,106.28	1,515,040,308.16	-3.33%

1

□ √

2

□ √

√ □

	-13,398.14	
	5,708,458.54	
	-17,096.25	

	242,266.72	
	361,597.98	
	5,074,099.45	--

1 —

1 —

□ √

1 —

12 ——

IT " "

1

2

IT

3

PR

BST

BP

4

5

“ ”

5

“ ” “ ”

“ ”

6

1

2

3

“ ”

2019
2019

3.28 15%

2018-2020

2018-2020

“ ”

“ ”

G20 “

”

”

“

IT

GDP

IT

“+ ”

2

□ √

“ IT DSV ”
 IT 30 IT “ ” IT
 IT “ ”

“ ”

IaaS

IT

SDN

“ NANTIAN”

1997 ISO9001 2009 4 ITSS
 ITSS 6 ITSS
 18 CMMI-DEV ML5
 ISO20000 IT ISO27001 ISO14001 OHSAS18001
 ITSS ITSS SaaS

AAA

“2018

42 ” “ITSS 22 ” 2019

4

62 14 “ ”

2019	“ ”			
“12355”	“ ”			
	12.04	21.09%		-3,801.09
1		IT		
	2019			
	2.46	41.43%		
2				
	POC			F5
			7.40	28.10%
3				
	17		13	5
		1.28	28.06%	
4				
		4		
			3,235.57	37.60%
5				
“ ”				¢

6,411.7571 6.5 4.55 2019 1.95
2019 8 9 2019 2019 7 24

30%

	-650,480,617.31	-491,770,977.20	-32.27%	
	6,502,624.87	4,948,427.83	31.41%	

□ √

	1,192,233,689.98	938,969,416.79	21.24%	21.48%	19.58%	1.25%

	128,019,240.91	107,859,541.96	15.75%	-28.06%	-26.23%	-2.09%
	246,375,425.20	109,736,284.69	55.46%	41.43%	50.22%	-2.61%
	739,670,382.73	674,467,769.14	8.82%	28.10%	29.26%	-0.81%
	32,355,743.22	25,110,913.87	22.39%	-37.60%	-43.12%	7.53%
	45,812,897.92	21,794,907.13	52.43%			
	585,257,732.96	474,913,950.78	18.85%	18.97%	14.15%	3.42%
	188,764,030.55	148,558,571.99	21.30%	28.39%	36.63%	-4.74%
	246,463,076.78	228,395,661.30	7.33%	10.62%	26.07%	-11.36%
	154,528,673.54	77,368,214.32	49.93%	43.44%	5.63%	17.92%
	5,592,126.54	1,399,704.72	74.97%	54.47%	-21.43%	24.18%
	11,628,049.61	8,333,313.68	28.33%	39.43%	94.98%	-20.42%

30%




5000

□ √

	794,307,079.86	84.59%	709,637,753.63	89.95%	11.93%
	132,921,892.29	14.16%	68,057,204.54	8.63%	95.31%
	11,740,444.64	1.25%	7,526,795.42	0.95%	55.98%

√ □

	8,284,287.50	-21.29%		
	-12,690,294.08	32.67%		
	36,799.14	-0.09%		
	53,895.39	-0.14%		
	5,708,458.54	-14.67%		



1

□ √

2

□ √

√ □

10%

		IT	27,561,847.89	46,844,152.41	-1,447,820.18	46,670,745.93	-14,207,966.68	-14,207,966.68
		IT	89,230,000.00	225,523,721.93	33,039,472.71	140,602,418.12	-6,279,370.03	-6,269,119.43
		IT	102,094,284.50	165,884,312.11	117,636,747.39	142,077,333.71	-5,530,906.17	-4,461,683.86
		IT	1,939,500.00	5,547,346.38	-5,974,160.11	2,063,480.94	-3,245,195.41	-3,216,450.20
		IT	3,121,482.00	7,158,985.50	-28,384,384.86	9,333,427.61	-380,082.63	-378,787.63
		IT	15,000,000.00	33,804,823.76	12,330,152.50	29,547,026.65	-3,417,652.73	-3,399,286.55
		IT	12,000,000.00	65,284,354.80	18,216,308.48	54,146,080.56	-1,251,850.96	-1,246,851.91
		IT	110,000,000.00	171,714,667.98	148,658,429.97	184,250,855.63	3,555,185.66	3,077,457.16

			20,000,000.00	98,170,745.90	18,385,445.23	38,729,562.36	-631,081.37	-629,591.62
			20,000,000.00	3,443,095.07	3,326,622.63	0.00	-3,115,351.34	-3,115,351.34
			20,000,000.00	17,176,210.56	5,346,707.27	15,029,464.73	348,501.09	331,076.04
			30,000,000.00	72,304,120.91	64,639,776.01	15,650,041.68	-2,521,057.33	-2,721,062.34

91,112,300.00 338,869,493.41 317,818,034.16 30,162,856.24 5,415,385.10

3

4

5

			3			
		1	2	3	2019 04 28	

2 —

3 —

			1			2013
				2		10
			3			16
						2013
						10
						16

√

√

√

□ √

√ □



□ √

√ □

2018

2018 1 3

2018 2 6

2018 2 23

2018

7,106

2018 5 31

1

6,340,780

11.207 /

7,106

2.57%

36

<http://www.cninfo.com.cn>

1

√ □

						6.92	4.55%	6.92			-	2019 03 06	http://www.cninfo.com.cn
						34.59	22.72%	83.08			-	2019 03 06	http://www.cninfo.com.cn
						1.91	0.01%	50			-	2019 03 06	http://www.cninfo.com.cn

						359.79	0.53%	700				2019 03 06	http://www.cninfo.com.cn
						0.21	0.14%	0.7				2019 03 06	http://www.cninfo.com.cn
						10.97	0.95%	20				2019 03 06	http://www.cninfo.com.cn
						40.09	0.10%	85				2019 03 06	http://www.cninfo.com.cn
						0.26	0.18%	0.7				2019 03 06	http://www.cninfo.com.cn
						1.08	0.71%	4.4				2019 03 06	http://www.cninfo.com.cn
						6.73	0.58%	25.3				2019 03 06	http://www.cninfo.com.cn
						0.29	0.04%	-					
				--	--	462.84	--	976.1	--	--	--	--	--

2

√

3

√

4

√

5

√

2019 65,000.00 10
 20% 2019 4 28
 5%

	2019 04 30	http://www.cninfo.com.cn

√

1

1

√

2

√

3

√

1

-	185,858.69

2

10%

√

10%

2

√

1

	2018 03 21 2019 07 09	4,000	2019 04 17	120.9				
B1		4,000		B2		120.9		
B3		0		B4		817.72		
A1+B1+C1		4,000		A2+B2+C2		120.9		
A3+B3+C3		0		A4+B4+C4		817.72		
A4+B4+C4				0.56%				

2

□ √

3

□ √

1

2

1

2

2019

5600 2016 3

3

		/
	—	—
	—	—
1.	—	—
2.	—	—
3.	—	—
4.	—	—
5.	—	—
6.	—	—
7.	—	—
8.	—	—
9.	—	—
	—	—

4

√

□

1 2019

2019

6,411.7571

6.5

“

”

2019 4 28

5

2019 4 29

2019 7 24

2019 172

2019 8 9

2019

2019 8 20

2019 4 30 2019 7 25 2019 8 10 2019 8 23
http://www.cninfo.com.cn 2019 2019-033 2019

2019-044 2019 2019-047

2019-048

2

30%

64,367,006 2019 2 1

87,237,219

35.38%

1,914,025

9,047

0.78%

2018 11 9 2018 11 23 2018 11 24 2018 12 25 2019 1 11 2019

2 12

http://www.cninfo.com.cn

2018-068

2018-071

2019-003

2019-009

3

2018 3 9 2018 4 10 2018 5 10 2018 6 12 2018 7 10 2018 8

10 2018 9 11 2018 10 10 2018 11 10 2018 12 11 2019 1 10 2019 2 12

http://www.cninfo.com.cn

2018-012

2018-023

2018-028 2018-038 2018-043 2018-050 2018-057 2018-058 2018-069 2018-078 2019-002 2019-011

√ □

1

2018 10 23 2019 1 4

http://www.cninfo.com.cn

2018-063

2019-001

2

2018 10 23 2019 2 12

<http://www.cninfo.com.cn>

2018-064

2019-010

3

2019 4 20

<http://www.cninfo.com.cn>

2019-029

1

	103,598	0.04%			30,979	1,384	32,363	135,961	0.04%
3	103,598	0.04%			30,979	1,384	32,363	135,961	0.04%
	103,598	0.04%			30,979	1,384	32,363	135,961	0.04%
	246,502,448	99.96%			73,950,834	-1,384	73,949,450	320,451,898	99.96%
1	246,502,448	99.96%			73,950,834	-1,384	73,949,450	320,451,898	99.96%
	246,606,046	100.00%			73,981,813				

□ √

2

√ □

	4,429	0	1,329	5,758		
	18,984	0	5,696	24,680		
	5,062	0	1,519	6,581		
	19,617	0	5,885	25,502		
	13,289	0	5,269	18,558	2017 12 25%	2020 2 26
	42,217	0	12,665	54,882	2017 12 25%	2020 2 26
	103,598	0	32,363	135,961	--	--

□ √

			38,101		8		0
		5%	10				
		35.38%	113,408,385	90,538,172	0	113,408,385	
		2.57%	8,243,014	1,902,234	0	8,243,014	

10			
10			
10			2,625,993
4	;		1,420,886

2018 11 8

64,367,006

26.10%

2019 2 1

87,237,219

1,914,025

35.38%

9,047

0.78%

1,914,025

9,047

2017 12 18

1,914,025

0.78%

10

10

□ √

10

10

√ □



□ √

√ □

			26,156	7,847	0	34,003	0	0	0

√ □

			2019 06 03	

□ √

1

	2019 6 30	2018 12 31
	539,367,616.09	1,164,959,545.29
	7,234,516.00	27,583,989.36
	840,037,188.11	487,364,109.98
	71,718,423.61	69,570,218.74
	47,236,254.15	45,264,607.33

	985,943,575.05	604,196,809.15
	32,414,872.43	5,193,760.45
	2,523,952,445.44	2,404,133,040.30
		122,356,313.89
	64,046,232.47	54,205,791.61
	31,270,000.00	
	90,783,696.72	
	84,162,410.75	85,310,846.98
	222,927,532.09	227,139,168.03
	128,205,863.06	129,080,513.69
	23,835,383.14	18,011,550.64
	26,625,069.25	26,625,069.25
	3,058,743.54	3,304,669.81
	29,904,055.39	26,763,884.98
	704,818,986.41	692,797,808.88
	3,228,771,431.85	3,096,930,849.18
	630,000,000.00	405,000,000.00

2.92	140,903,273.04
7.46	420,590,320.18
5.83	174,187,986.03
5.00	42,266,375.00
7.94	84,423,591.23
9.18	14,883,638.65
4.41	532,657.43
618,27	617,243.26

	7,105,872.09	7,481,382.75
	36,678,821.21	40,044,256.91
	1,504,745,537.06	

	109,269,089.52	47,963,173.01
	50,925,939.20	45,268,483.10
	793,179,398.15	449,626,599.84
	30,318,603.93	3,834,909.60
	1,926,186,733.85	1,668,470,984.27
		120,783,696.72
	566,481,097.13	556,611,410.66
	30,000,000.00	
	90,783,696.72	
	68,415,979.29	69,193,858.76
	184,427,538.83	187,490,267.99
	30,641,246.34	32,959,593.86
	4,077,215.29	3,584,565.72
	1,273,043.22	1,106,304.20
	16,862,940.22	15,589,761.31
	992,962,757.04	987,319,459.22
	2,919,149,490.89	2,655,790,443.49

	630,000,000.00	405,000,000.00
	231,553,600.88	105,369,651.74
	380,607,193.99	337,139,416.76
	100,389,867.52	170,235,305.37
	334,879.36	7,519,229.36
	2,027,510.14	44,377,742.20
	7,392,216.47	7,319,975.18
	741,264.41	532,657.43
	618,277.52	617,243.26
	1,352,923,545.88	1,077,578,563.87
	1,236,555.04	1,543,108.17
	5,174,892.50	7,277,312.50
	20,840,759.59	21,052,634.59
	27,252,207.13	29,873,055.26
	1,380,175,753.01	1,107,451,619.13
	320,587,859.00	246,606,046.00

	778,335,739.66	852,317,552.66
	87,713,720.54	87,713,720.54
	352,336,418.68	361,701,505.16
	1,538,973,737.88	1,548,338,824.36
	2,919,149,490.89	2,655,790,443.49

3

	2019	2018
	1,204,291,806.19	994,545,547.65
	1,204,291,806.19	994,545,547.65
	1,244,466,644.91	1,048,046,317.59
	940,013,820.05	788,926,114.15

	10,889,627.90	13,661,214.45
	5,696,129.46	5,508,055.09
	5,708,458.54	14,294,064.08
“ ”	8,284,287.50	2,409,783.58
	-409,599.14	-7,328,936.37
“ ”		
“ ”		
“ ”		
“ ”		
“ ”		
“ ”		
“ ”	-12,690,294.08	-10,177,562.33
“ ”	-13,398.14	-6,438.54
“ ”	-38,885,784.90	-46,980,923.15
	36,799.14	1,178,676.59
	53,895.39	50,711.92
“ ”	-38,902,881.15	-45,852,958.48
	-1,285,858.19	-2,871,317.23
“ ”	-37,617,022.96	-42,981,641.25
1. “ ”	-37,617,022.96	-42,981,641.25
2. “ ”		
1.	-38,010,949.93	-41,963,799.23
2.	393,926.97	-1,017,842.02
	1,406.05	
	401.23	

1.		
2.		
3.		
4.		
5.		
	401.23	
1.		
2.		
3.		
4.		
5.		
6.		
7.		
8.	401.23	
9.		
	1,004.82	
	-37,615,616.91	-42,981,641.25
	-38,010,548.70	-41,963,799.23
	394,931.79	-1,017,842.02
	-0.1186	-0.1702
	-0.1186	-0.1702

4

	2019	2018
	777,717,316.93	683,338,184.32
	728,410,259.83	634,584,178.40
	3,168,501.04	2,308,876.29
	1,751,465.69	2,535,630.54
	16,025,555.66	16,324,614.69
	15,925,786.27	12,324,843.13
	7,886,768.13	9,355,618.74
	10,871,890.96	13,173,372.01
	3,416,303.90	4,372,811.35
	960,875.00	6,340,075.00
“ ”	8,809,686.47	2,739,016.03
	269,686.47	-6,869,437.70
“_”		
“ ”		
“ ”		
“_”		
“_”	-10,802,154.40	-9,399,287.42
“_”	-14,020.13	
“ ”	3,503,367.25	5,584,226.14
	22,476.96	1,125,036.90
	-0.12	
“ ”	3,525,844.33	6,709,263.04

	560,628.51	-561,567.18
“ ”	2,965,215.82	7,270,830.22
“ ”	2,965,215.82	7,270,830.22
“ ”		
1.		
2.		
3.		
4.		
5.		
1.		
2.		
3.		
4.		
5.		
6.		
7.		
8.		
9.		
	2,965,215.82	7,270,830.22

5

	2019	2018
	777,899,466.62	710,127,489.43
	455,479.54	184,519.73
	68,133,501.76	57,218,461.52
	846,488,447.92	767,530,470.68
	1,052,911,900.25	948,655,837.36
	401,775,540.68	324,889,906.20

	94,872,387.60	53,108,186.40
	142,842,038.15	120,947,578.66
	1,692,401,866.68	1,447,601,508.62
	-845,913,418.76	-680,071,037.94
	445,835.45	150,000,000.00
	8,555,482.10	10,963,800.00
	26,529.51	24,190.00
	9,027,847.06	160,987,990.00
	4,968,820.03	1,185,301.34
	10,250,000.00	31,484,128.56
	15,218,820.03	32,669,429.90
	-6,190,972.97	128,318,560.10
		3,500,000.00
	530,000,000.00	305,000,000.00
	530,000,000.00	308,500,000.00
	305,309,291.65	230,294,146.56
	23,075,977.85	18,085,436.12

	328,385,269.50	248,379,582.68
	201,614,730.50	60,120,417.32
	9,043.92	-138,916.68
	-650,480,617.31	-491,770,977.20
	1,082,867,837.39	662,927,251.55
	432,387,220.08	171,156,274.35

6

	2019	2018
	1,002,056,843.05	484,592,961.02
	95,648.82	174,830.69
	38,048,198.09	51,963,098.86
	1,040,200,689.96	536,730,890.57
	1,565,986,240.49	927,750,446.28
	28,602,974.71	25,531,935.64
	48,035,440.00	17,668,878.87
	83,010,723.31	59,777,907.64
	1,725,635,378.51	1,030,729,168.43
	-685,434,688.55	-493,998,277.86
		150,000,000.00
	8,540,000.00	10,825,717.81
	21,711.00	
	8,561,711.00	160,825,717.81
	2,606,529.72	453,578.01
	9,600,000.00	37,984,128.56

	12,206,529.72	38,437,706.57
	-3,644,818.72	122,388,011.24
	530,000,000.00	305,000,000.00
	530,000,000.00	305,000,000.00
	305,309,291.65	230,294,146.56
	22,841,977.85	18,085,436.12
	328,151,269.50	248,379,582.68
	201,848,730.50	56,620,417.32
	18,183.88	-138,916.68
	-487,212,592.89	-315,128,765.98
	680,256,515.03	398,712,170.56
	193,043,922.14	83,583,404.58

7

	2019									

	246,606,046.00			796,924,208.60			1,381,606.74	82,733,944.89	387,394,501.93		1,515,040,308.16	258,973,856.72	1,774,014,164.88	
“ ”	73,981,813.00			-73,981,813.00		401.23	-42,350.88		-50,341,252.23		-50,383,201.88	394,931.79	-49,988,270.09	
						401.23			-38,010,949.93		-38,010,548.70	394,931.79	-37,615,616.91	
1														
2														
3														
4														
									-12,330,302.30		-12,330,302.30		-12,330,302.30	
1														
2														
3									-12,330,302.30		-12,330,302.30		-12,330,302.30	
4														
	73,981,813			-73,981,813.										

	.00				00									
1	73,98 1,813 .00				-73,98 1,813. 00									
2														
3														
4														
5														
6														
								-42,35 0.88				-42,35 0.88		-42,35 0.88
1								616,41 3.12				616,41 3.12		616,41 3.12
2								658,76 4.00				658,76 4.00		658,76 4.00
	320,5 87,85 9.00				722,94 2,395. 60	401.23	1,339, 255.86	82,733 ,944.8 9		337,05 3,249. 70		1,464, 657,10 6.28	259,36 8,788. 51	1,724, 025,89 4.79

	2018														
	246,6 06,04 6.00				807,73 4,582. 58	510,59 0.75	1,345, 025.22	77,335 ,774.4 5		322,95 3,434. 90		1,456, 485,45 3.90	2,646,9 55.07	1,459,1 32,408. 97	

	246,606,046.00				807,734,582.58		510,590.75	1,345,025.22	77,335,774.45		322,953,434.90		1,456,485,453.90	2,646,955.07	1,459,132,408.97
“ ”					-10,810,373.98		-510,590.75	36,581.52	5,398,170.44		64,441,067.03		58,554,854.26	256,326,901.65	314,881,755.91
							-510,590.75				74,771,358.39		74,260,767.64	24,003,923.06	98,264,690.70
														6,250,000.00	6,250,000.00
1														6,250,000.00	6,250,000.00
2															
3															
4															
									5,398,170.44		-10,330,291.36		-		

1															
2															
3															
4															
5															
6															
								36,581				36,581		36,581.	
								.52				.52		52	
1								1,155,				1,155,		1,155,6	
								641.16				641.16		41.16	

	0								6		
	246,606,046.00			852,317,552.66				87,713,720.54	361,701,505.16		1,548,338,824.36
“ ”	73,981,813.00			-73,981,813.00					-9,365,086.48		-9,365,086.48
									2,965,215.82		2,965,215.82
1											
2											
3											
4											
									-12,330,302.30		-12,330,302.30
1											
2									-12,330,302.30		-12,330,302.30
3											
	73,981,813.00			-73,981,813.00							
1	73,981,813.00			-73,981,813.00							
2											

3												
4												
5												
6												
1												
2												
	320,58 7,859.0 0				778,335, 739.66				87,713,7 20.54	352,33 6,418.6 8		1,538,973, 737.88

	2018											
	246,60 6,046. 00				862,875, ,245.37		510,590 .75		82,315, 550.10	318,050,0 92.15		1,510,357,5 24.37
	246,60 6,046. 00				862,875, ,245.37		510,590 .75		82,315, 550.10	318,050,0 92.15		1,510,357,5 24.37
“ ”					-10,557, 692.71		-510,59 0.75		5,398,1 70.44	43,651,41 3.01		37,981,299. 99
							-510,59			53,981,70		53,471,113.

							0.75			4.37		62
--	--	--	--	--	--	--	------	--	--	------	--	----

					-10,557,692.71							-10,557,692.71
	246,606,046.00				852,317,552.66		0.00		87,713,720.54	361,701,505.16		1,548,338,824.36

1

“ ” “ ” “ ”

1998

118

1998 12 21

91530000713401509F

455

2

ATM

3

2019 06 30

320,587,859

113,408,385

35.38%

2,488,233

0.78%

115,896,618

36.15%

4

5

1999 8 18

4,000

140,000,552.00

1999 10 14

2006 8 7

4,000

10

5.1376

20,550,399

[2008]492

2008 5 14

10

5,000

A

[2013]330

2013 9 18

2

15,000,000

A

2019 03 28

2018

1

33

76

2006 2 15

41

“ ”

2

12

19

31

25

”

“11

12

18

1

2

1 1

12 31

3

12

4

5

5.1

“ ”

5.2

5.2.1

22 —

5.2.2

5.2.3

“ ”

5.3

“ ”

5.3.1

20

5.3.2

6

6.1

2018 12 31

6.2

6.3

”

“

“ ”

6.4

6.5

6.6

7

7.1

2.15

7.2

8 —

8 —

8

3

9

3

9.1

9.2

17 —

9.3

“ ”

10

10.1

23 ——

10.2

10.3.1

10.3.2

10.3.3

10.3.4

10.3.5

10.3.5.1

10.3.5.2

10.3.5.2.1 13 ——

10.3.5.2.2 14 ——

10.4

10.4.1

10.4.1.1

10.4.1.2

10.4.2

11**1**

	500

2

√ □

0-1	0.00%	0.00%
1-3	1.00%	1.00%
3-6	2.00%	2.00%
6-9	3.00%	3.00%
9-12	5.00%	5.00%
1 1.5	8.00%	8.00%
1.5 2	10.00%	10.00%
2 3	20.00%	20.00%

3 4	30.00%	30.00%
4 5	40.00%	40.00%
5	100.00%	100.00%

√

√

3

12

12.1

12.2

12.3

12.4

12.5

13

13.1

13.1.1

13.2.2

13.2.2.1

13.2.2.2

37 —

13.2.2.3

7 —

13.2.2.4

12 —

13.3

13.3.1

13.3.2

20 —

33 —

13.3.2.1

13.3.2.2

13.3.2.3

14

14.1

14.1.1

14.1.2

14.2

14.2.1

14.2.2

14.2.3

14.2.4

14.3

6 —

4 —

14.4

15

1

A

B

17 —

2

		20-40	5%-10%	2.25%-4.75%
		10-12	5%-10%	7.50%-9.50%
		5-6	5%-10%	15.00%-19.00%
		5-10	5%-10%	9.00%-19.00%
		5	5%-10%	18.00%-19.00%

3**16****16.1****16.2****17****17.1**

17.1.1

17.1.2

17.1.3

17.2

17.3

17.3.1

17.3.2

18

1

18.1

18.1.1

18.1.2

18.1.3

18.2

18.2.1

17 —

18.2.2

18.2.3

18.2.3.1

18.2.3.2

18.2.3.3

18.2.3.4

18.2.3.5

4

22 —

7 —

19.1.2.3

19.1.2.4

19.1.2.5

19.1.2.6

19.1.2.7

19.2

19.3

19.4

20

21

1

2

3

23.2

23.2.1

23.2.2

23.2.3

23.2.4

23.3

23.4

23.4.1

23.4.2

23.5

23.5.1

23.5.2

23.5.3

24

25

26.1

26.1.1

26.1.2

26.2

26.2.1

26.2.2

26.2.3

26.2.3.1

[

26.2.3.2

26.2.4

26.2.4.1

26.2.4.2

27

/

27.1.

27.1.1

27.1.2

27.1.2.1

27.1.2.2

27.2

27.2.1

27.2.2

27.3

28

1

2

75%

90%

90%

2

29

29.1

29.2

29.3

;

;

29.4

1

	16% 13% 10% 9% 6%	16% 13% 10% 9% 6% 5%
	5%	
		7%
		25% 20% 5%
		3%

100 100 25% 20%
 300 50% 20% ”
 2019 5%-10%

11

63 “ 15% ”
 15%

12

2019 13 “
 100 100 25% 20%
 300 50% 20% ”

12 —

3

1

	145,040.69	244,346.68
	432,242,179.39	1,082,623,490.71
	106,980,396.01	82,091,707.90
	539,367,616.09	1,164,959,545.29

	54,149,379.19	62,758,019.70	
	52,831,016.82	19,333,688.20	
	106,980,396.01	82,091,707.90	

2

1

	7,234,516.00	27,583,989.36
	7,234,516.00	27,583,989.36

3

1

	7,567,00 0.00	0.81%	2,270,10 0.00	30.00%	5,296,900 .00	7,567,000 .00	1.33%	2,270,100 .00	30.00%	5,296,900.0 0
	924,799, 677.87	99.19%	90,059,3 89.76	9.74%	834,740,2 88.11	560,073,4 08.53	98.67%	78,006,19 8.55	13.93%	482,067,20 9.98
	3,330,83 1.00	0.36%	3,330,83 1.00	100.00%		3,330,831 .00	0.59%	3,330,831 .00	100.00%	
	932,366, 677.87	100.00%	92,329,4 89.76	9.90%	840,037,1 88.11	567,640,4 08.53	100.00%	80,276,29 8.55	14.14%	487,364,10 9.98

				7,567,000.00
	7,567,000.00	2,270,100.00	30.00%	2,270,100.00
				7,521,598.00
	7,567,000.00	2,270,100.00	--	--

--	--

	3,330,831.00	3,330,831.00	100.00%	
	3,330,831.00	3,330,831.00	--	--

1	682,000,383.15	6,871,547.87	
1	292,000,440.89	0.00	
1-3	215,269,715.79	2,152,697.16	
5	93,287,136.65	1,865,742.73	2.00%

3		84,222,973.66
3	4	22,104,520.96
4	5	12,824,588.17
5		49,293,864.53
		924,799,677.87

12 —

2

	80,276,298.55	12,053,862.34	671.13		92,329,489.76
	80,276,298.55	12,053,862.34	671.13		92,329,489.76

3

					(%)
ZGMH		43,051,639.81	820,813.68	0-3	4.62%
ZGJSYH		33,398,820.82	541,494.52	0-5	3.58%
ZXYH		33,358,063.23	326,288.31	0-5	3.58%
ZGGDYH		28,994,579.15	64,580.21	0-3	3.11%
ZGYH		22,833,323.53	3,554,538.29	0-5	2.45%
		161,636,426.54	5,307,715.01		17.34%

4

1

1	68,297,961.75	95.23%	65,769,113.12	94.54%	
1	2	611,441.84	0.85%	460,433.41	0.66%
2	3	2,485,038.36	3.47%	3,251,874.74	4.67%
3		323,981.66	0.45%	88,797.47	0.13%

	71,718,423.61	--	69,570,218.74	--
--	---------------	----	---------------	----

1

KMJC		1,039,397.00	5	
HBSCX		3,066,161.92	2-3	

□ √

1	1	35,366,532.14
	1	10,061,854.05
	1-3	10,918,454.39
	3-6	6,704,370.13
	6-9	6,226,896.02
	9-12	1,454,957.55
1	2	8,186,042.19
2	3	3,627,472.36
	3	5,964,069.98
	3 4	919,453.46
	4 5	2,330,021.92
	5	2,714,594.60
		53,144,116.67

3

	5,752,056.00	155,806.52		5,907,862.52
	5,752,056.00	155,806.52		5,907,862.52

4

XJYH		3,000,000.00	1-2	5.65%	300,000.00
ZHCGJ		1,633,325.40	1-12	3.07%	31,700.18
ZZGJ		1,545,412.00	1-12	2.91%	21,187.57
CCHX		1,178,301.35	0-6	2.22%	828.00
BJSSJQ		1,000,020.00	1-2	1.88%	80,001.60
	--	8,357,058.75	--	15.73%	433,717.35

6

□ √

1

	51,227,902.16	5,010,730.19	46,217,171.97	39,371,270.69	5,010,730.19	

8

	()					()	
--	--------	--	--	--	--	--------	--

	941,633.57	150,000.00		-54,132.06						1,037,501.51	
	105,886.84	500,000.00		-66,348.12						539,538.72	
		9,600,000.00		1,171,532.14						10,771,532.14	
	57,333,769.09	10,250,000.00		-409,559.14						67,174,209.95	3,127,977.48
	57,333,769.09	10,250,000.00		-409,559.14						67,174,209.95	3,127,977.48

9

	30,000,000.00	
	1,020,000.00	
	250,000.00	
	31,270,000.00	

10

	46,000,000.00	
	14,783,696.72	
	30,000,000.00	
	90,783,696.72	

11**1**

√ □

1.	108,309,381.31	13,957,135.41		122,266,516.72
2.	369,774.06	114,005.42		483,779.48
1				
2 \ \				
3				
	369,774.06	114,005.42		483,779.48
3.				
1				
2				
4.	108,679,155.37	14,071,140.83		122,750,296.20
1.		3,423,518.82		36,955,669.74
2.		194,767.68		1,632,215.71
1		165,956.12		1,509,278.25
		28,811.56		122,937.46
3.				
1				
2				

3				
1				
2				
4.				
1.	73,709,556.42	10,452,854.33		84,162,410.75
2.	74,777,230.39	10,533,616.59		85,310,846.98

	369,774.06					369,774.06
				65,580.24	12,752.00	78,332.24
4.	262,747,185.47	61,316,494.57	21,575,816.95	44,155,159.90	18,708,713.14	408,503,370.03
1.	65,669,443.97	50,031,496.07	15,612,395.65	33,234,495.20	14,439,629.14	178,987,460.03
2.	3,243,734.75	1,257,299.54	746,392.25	1,904,975.82	296,882.65	7,449,285.01
1	3,243,734.75	1,257,299.54	746,392.25	1,846,084.93	286,943.17	7,380,454.64
				58,890.89	9,939.48	68,830.37
3.	94,125.90	71,463.52		876,254.30	16,060.63	1,057,904.35
1		71,463.52		817,834.51	6,333.34	895,631.37
	94,125.90					94,125.90
				58,419.79	9,727.29	68,147.08
4.	68,819,052.82	51,217,332.09	16,358,787.90	34,263,216.72	14,720,451.16	185,378,840.69
1.					196,997.25	196,997.25
2.						

2.	422,482.48	5,493,627.79	6,891,206.93	1,532,185.06	1,737,432.66	1,963,870.00	18,040,804.92
1	422,482.48	3,879,720.41	2,708,707.01	1,458,338.27	1,295,360.39	1,963,870.00	11,728,478.56
			4,182,499.92	73,846.79			4,256,346.71
		1,613,907.38			442,072.27		2,055,979.65
3.	28,811.56						28,811.46
1							
	28,811.56						28,811.56
4.	10,221,369.58	42,136,066.36	107,455,709.43	6,224,314.47	17,564,863.44	2,291,181.67	185,893,504.95
1.		31,465,992.13	11,032,922.61	479,685.92			42,978,600.66
2.							
1							
3.							
1							
4.		31,465,992.13	11,032,922.61	479,685.92			42,978,600.66
1.	30,252,664.12	9,321,808.61	27,113,812.21	7,764,696.62	16,766,663.17	36,986,218.33	128,205,863.06
2.	30,760,340.46	6,373,474.15	27,027,782.98	7,464,731.94	18,504,095.83	38,950,088.33	129,080,513.69

14

	870,366.88						870,366.88
	452,452.80						452,452.80
	1,553,846.16		492,649.57				2,046,495.73
	707,899.88						707,899.88
		17,929,916.15				17,929,916.15	0.00
		1,144,295.73				1,144,295.73	0.00
WEB		1,106,176.93				1,106,176.93	0.00
		2,348,277.84				2,348,277.84	0.00
		1,564,014.62				1,564,014.62	0.00
		2,753,578.91				2,753,578.91	0.00
		1,219,030.60				1,219,030.60	0.00
		1,498,629.60				1,498,629.60	0.00
hybrid		2,395,734.18				2,395,734.18	0.00
		520,526.15					520,526.15
		654,769.23					654,769.23
		562,226.14				562,226.14	0.00
		2,006,432.20				2,006,432.20	0.00
V3.0		2,452.83				2,452.83	0.00
V1.0		4,622.64				4,622.64	0.00

V1.0		4,339.62				4,339.62		0.00
V1.0		1,886.79				1,886.79		0.00
V1.0		1,625,502.60						

		168,131.32				168,131.32		0.00
		403,536.35				403,536.35		0.00
		1,079,348.99				1,079,348.99		0.00
		301,067.48				301,067.48		0.00
		429,708.40				429,708.40		0.00
		177,958.25				177,958.25		0.00
		1,217,478.15				1,217,478.15		0.00
		237,976.69				237,976.69		0.00
		464,484.39				464,484.39		0.00
		1,191,747.06				1,191,747.06		0.00
		497,753.99				497,753.99		0.00
		173,021.68				173,021.68		0.00
ETC		9,591.57				9,591.57		0.00
		289,073.58						

		11,416.82				11,416.82		0.00
e		1,059.65				1,059.65		0.00
		126,143.78				126,143.78		0.00
		83,721.00				83,721.00		0.00
BOCTS		100,989.17				100,989.17		0.00
		78,214.87				78,214.87		0.00
		49,647.27				49,647.27		0.00
		37,720.48				37,720.48		0.00
		28,521.79				28,521.79		0.00
-		7,364.61				7,364.61		0.00
		43,060.27				43,060.27		0.00
e		87,998.11				87,998.11		0.00
		19,304.24				19,304.24		0.00
		19,183.08						

SI99417031		948,475.90				948,475.90	0.00
SI99418030		2,705,669.03				2,705,669.03	0.00
SI99418031		1,770,491.82				1,770,491.82	0.00
SI99418032		1,436,903.11				1,436,903.11	0.00
SI99418033		2,501,939.35				2,501,939.35	0.00
SI99418034		680,480.85				680,480.85	0.00
SI99519005		3,656,676.36				3,656,676.36	0.00
SI99419027		1,913,918.13				1,913,918.13	0.00
SI99419040		645,282.68					645,282.68
SI99419042		212,755.44					212,755.44
SI99419043		155,990.97				155,990.97	0.00
		4,274,419.56				4,274,419.56	0.00
	1,147,955.44	308,855.59					1,456,811.03
		33,408.54				33,408.54	0.00
		33,999.30				33,999.30	0.00
		15,644.55				15,644.55	0.00
		46,766.81				46,766.81	0.00

		10,768.31			10,768.31		0.00
	1,276,165.91	1,230,487.77			4,072.26		2,502,581.42
		222.00			222.00		0.00
CALLCENTER		3,580,000.00			3,580,000.00		0.00
		14,903.80			14,903.80		0.00
ATMP		38,998.63			38,998.63		0.00
		380.00			380.00		0.00
		32,902.94			32,902.94		0.00
		86,044.72			86,044.72		0.00
		1,860.15			1,860.15		0.00
		2,458.51			2,458.51		0.00
		22,948.40			22,948.40		0.00
		77,387.82			77,387.82		0.00
		14,393.77			14,393.77		0.00
		7,995.90			7,995.90		0.00
		12,727.04			12,727.04		0.00
IC		13,664.59			13,664.59		0.00
IC		22,650.61			22,650.61		0.00



		30,609.99				30,609.99	0.00
		43,778.65				43,778.65	0.00
		31,654.21				31,654.21	0.00
		27,604.45				27,604.45	0.00
		13,280.00				13,280.00	0.00
		694.50				694.50	0.00
ESB		35,635.42				35,635.42	0.00
		5,421,446.37				5,421,446.37	0.00
	157,455.47	5,663.42				5,663.42	157,455.47
-	809.06	194,174.76					194,983.82
	72,542.61	814,631.69				4,337.70	882,836.60
	1,303,592.86	689,320.40					1,992,913.26
	34,418.52	304,195.37				55,471.02	394,084.91
	821,955.56	27,005.81					848,961.37
	40,130.16	610,305.16				610,073.86	40,361.46
	2,504,310.50	1,826,345.01					4,330,655.51
IT V1.0	1,542,785.71				1,542,785.71		0.00
		3,475,528.93					3,475,528.93
	18,011,550.64	138,595,374.78	492,649.57		1,542,785.71	131,721,406.14	23,835,383.14

15

1

	14,532,462.00				14,532,462.00
	12,092,607.25				12,092,607.25
	26,625,069.25				26,625,069.25

16

	743,870.85		14,245.26		729,625.59
	2,521,528.79		658,085.47		1,863,443.32
	0.00	288,679.24	14,433.96		274,245.28
	0.00	1,103,214.79	932,009.99		171,204.80
	39,270.17		19,045.62		20,224.55
	3,304,669.81	1,391,894.03	1,637,820.30		3,058,743.54

17

/

1

	95,140,165.49	14,466,540.73	83,603,269.61	12,724,435.99
	27,624,907.05	4,143,736.06	10,742,603.64	2,395,282.41
	22,736,242.52	4,652,882.20	22,736,242.52	4,652,882.20
	20,666,227.31	3,094,570.79	20,878,102.31	3,126,352.04
	10,607,469.22	1,591,120.39	10,819,889.21	1,622,983.38
	7,859,808.98	1,178,971.35	7,664,093.29	1,149,613.99

	5,174,892.50	776,233.87	7,282,233.10	1,092,334.97
	189,809,713.07	29,904,055.39	163,726,433.68	26,763,884.98

2

	47,372,480.57	7,105,872.09	49,875,884.95	7,481,382.75
	47,372,480.57	7,105,872.09	49,875,884.95	7,481,382.75

3

		29,904,055.39		26,763,884.98
		7,105,872.09		7,481,382.75

4

		163,339,090.21	98,437,307.83
		65,378,678.49	65,119,734.85
		2,454,064.46	2,519,064.46
		231,171,833.16	166,076,107.14

5

2019	2,511,337.08	7,935,664.20	
2020	1,324,910.59	10,525,085.67	
2021	1,383,728.56	31,042,930.24	
2022	7,470,565.83	36,438,735.71	
2023	14,576,619.16	12,494,892.01	

2024	13,281,847.83		
2025	6,610,753.61		
2026	11,026,549.86		
2027	27,350,400.74		
2028	43,847,342.02		
2029	33,955,034.93		

40,000,000.00 2019 5 29 2020 2 7 4.350%

104,622,814.45	
5,195,371.38	
109,818,185.83	
31,882,075.50	
31,882,075.50	--

352,079,160.37	381,632,738.62	12,602,473.48
32,406,259.95	32,326,931.70	189,651.52
587,271.22	587,271.22	
385,072,691.54	414,546,941.54	12,792,125.00

--	--	--

304,800,169.17

3

1	105,802.86	31,272,974.25	31,196,550.18	182,226.93
2	4,520.41	1,133,285.70	1,130,381.52	7,424.59
	110,323.27	32,406,259.95	32,326,931.70	189,651.52

24

	9,872,374.88	30,754,899.65
	1,311,257.76	42,337,781.68
	1,323,497.94	7,185,077.90
	685,536.72	2,188,099.54
	856,397.29	112,979.00
	397,443.22	679.80
	577,933.40	334,769.14
	289,330.02	932,109.80
	164,396.71	577,194.72
	15,478,167.94	84,423,591.23

25

	741,264.41	532,657.43
	13,604,504.77	14,350,981.22
	14,345,769.18	14,883,638.65

1

	740,671.23	532,249.33
	593.18	408.10

	741,264.41	532,657.43
--	------------	------------

2

1

	4,570,948.14	7,787,009.45
	3,359,029.33	513,285.54
	2,491,701.24	3,820,930.14
	3,182,826.06	2,229,756.09
	13,604,504.77	14,350,981.22

2

1

BJHRJK	1,926,825.00	
KMNT	1,498,376.00	
	3,425,201.00	--

26

	618,277.52	617,243.26
	618,277.52	617,243.26

						%	
		618,277.52	1999-7-14	2022-6-27		1.00	
		618,277.52					

27

□ √

28

1

	1,236,555.04	1,543,108.17
	1,236,555.04	1,543,108.17

						%	
		1,236,555.04	1999/7/14	2022/6/27		1	
		1,236,555.04					

	1,236,555.04
	1,236,555.04

	179,870.40	6.8747
	179,870.40	6.8747
		1,236,555.04
		1,236,555.04

29

	41,209.81	345,286.72
	41,209.81	345,286.72

1

XMHCHT		47,547.24
YQQC	41,209.81	112,748.44

FYTKLSL		184,991.04
	41,209.81	345,286.72

30

□ √

	5,174,892.50	7,277,312.50	
	5,174,892.50	7,277,312.50	--

31

	23,397,166.77		276,875.00	23,120,291.77	
	23,397,166.77		276,875.00	23,120,291.77	--

								/
2009	10,663,505.13			162,500.00			10,501,005.13	
	3,240,065.00			49,375.00			3,190,690.00	
	2,389,064.46						2,389,064.46	
	1,500,000.00						1,500,000.00	
	2,000,000.00						2,000,000.00	
	1,060,000.00						1,060,000.00	
	1,000,000.00						1,000,000.00	

	130,000.00			65,000.00			65,000.00	
	1,000,000.00						1,000,000.00	
2017	189,601.10						189,601.10	
	224,931.08						224,931.08	
	23,397,166.77			276,875.00			23,120,291.77	

32

□ √

33

		+ -					
	246,606,046.00			73,981,813.00		73,981,813.00	320,587,859.00

2019 3 4		2019 3 28	2018	2018
		2018 12 31	246,606,046	
10	3	73,981,813	2019 4 15	
246,606,046	320,587,859			

34

	733,762,106.07		73,981,813.00	659,780,293.07
	63,162,102.53			63,162,102.53

	796,924,208.60	0.00	73,981,813.00	722,942,395.60
--	----------------	------	---------------	----------------

2019 3 4		2019 3 28	2018	2018
		2018 12 31	246,606,046	
10	3	73,981,813	2019 4 15	
246,606,046	320,587,859			

35

		1,406.05				401.23	1,004.82	401.23
		1,406.05				401.23	1,004.82	401.23
		1,406.05				401.23	1,004.82	401.23

36

	1,381,606.74	616,413.12	658,764.00	1,339,255.86
	1,381,606.74	616,413.12	658,764.00	1,339,255.86

37

	71,501,386.18		71,501,386.18
	11,232,558.71		11,232,558.71
	82,733,944.89		82,733,944.89

38

--	--	--

	387,394,501.93	322,953,434.90
	387,394,501.93	322,953,434.90
	-38,010,949.93	74,771,358.39
		5,398,170.44
	12,330,302.30	4,932,120.92
	337,053,249.70	387,394,501.93

- 1) 0.00
- 2) 0.00
- 3) 0.00
- 4) 0.00
- 5) 0.00

39

	1,192,233,689.98	938,352,357.74	981,454,577.38	785,221,753.60
	12,058,116.21	1,044,403.26	13,090,970.27	3,704,360.55
	1,204,291,806.19	939,396,761.00	994,545,547.65	788,926,114.15

□

	2,196.28	2,310.01
	6,502,624.87	4,948,427.83

41

	75,686,159.54	56,763,304.17
	11,580,219.93	10,987,309.26
	1,052,685.31	1,955,155.96
	744,663.44	280,964.75
	1,337,093.57	2,263,427.84
	6,400,506.90	7,556,077.28
	956,398.41	1,912,359.62
	756,819.62	735,766.43
	615,866.91	628,569.32
	366,711.76	339,426.64
	755,676.71	488,393.48
	79,515.78	66,864.98
	56,103.91	188,675.06
	100,388,421.79	84,166,294.79

42

	34,142,008.72	29,439,182.38
	8,994,827.21	4,114,507.62
	1,997,406.43	1,833,933.03
	1,442,954.17	769,144.20
	8,616.53	26,382.26
	1,571,666.66	1,522,840.32

	352,305.78	83,525.07
	397,671.40	259,665.25
	1,114,639.86	

	-52,182.92	
	5,775,291.65	8,816,262.25

45

2018	110,000.00	
	639,000.00	
2009	162,500.00	162,500.00
	49,375.00	49,375.00
2018	83,800.00	
	368,000.00	
	65,000.00	65,000.00
2017	80,000.00	
	15,000.00	
	452,517.98	
	471,546.99	77,440.88
	1,801,000.00	1,194,000.00
	200,000.00	
	385,000.00	
2017	609,000.00	
	50,000.00	
2018	80,000.00	
2018	10,000.00	
	72,000.00	
	4,718.57	
		3,500,000.00
		2,000,000.00
		160,000.00
2017		310,000.00
2017		8,200.00
2017		150,000.00
		200,000.00
		325,000.00

		1,222,291.20
		129,137.00
		1,500,000.00
2016		300,000.00
2017		38,900.00
2017		10,000.00
		1,000.00
2018		835,000.00
2016		891,520.00
2016		200,000.00
		859,400.00
		8,100.00
		1,500.00
CMMI		94,500.00
2016		1,200.00
	5,708,458.54	14,294,064.08

46

	-409,559.14	-7,328,936.37
		9,340,000.00
	74,435.04	398,719.95
	8,619,411.60	
	8,284,287.50	2,409,783.58

47

□ √

	-12,724,867.08	-10,413,109.66
	34,573.00	235,547.33

	-12,690,294.08	-10,177,562.33
--	----------------	----------------

48

	-13,398.14	-6,438.54

49

	36,799.14	1,178,676.59	36,799.14
	36,799.14	1,178,676.59	36,799.14

50

	50,000.00	50,000.00	50,000.00
	413.67		413.67
	3,481.72	711.92	3,481.72
	53,895.39	50,711.92	53,895.39

51

1

--	--

	-38,902,881.15
/	-5,835,432.17
	-511,696.52
	176,362.56
	-1,219,566.13
	517,737.25
	0.00
	5,586,736.82
	-1,285,858.19

52

35

53

1

	12,232,095.03	12,257,298.26
	28,761,286.71	30,763,745.66
	4,858,266.09	4,589,968.99
	5,690,603.67	4,354,994.61
	11,464,240.97	2,304,341.78
	292,229.13	
	4,834,780.16	2,948,112.22
	68,133,501.76	57,218,461.52

2

	59,309,550.59	40,297,921.41
	19,945,843.64	20,262,880.92
	11,224,131.68	9,004,579.39

	14,335,767.88	4,138,009.18
	7,674,007.07	9,720,513.85
	5,182,774.69	2,840,229.39
	800,665.44	447,587.20
	1,903,047.14	3,087,157.71
	1,663,271.47	1,063,903.03
	1,116,288.79	2,599,584.85
	1,567,768.72	2,647,335.80
	3,866,286.39	
	654,673.12	921,996.78
	13,597,961.53	23,915,879.15
	142,842,038.15	120,947,578.66

54

1

1	--	--
	-37,617,022.96	-42,981,641.25
	12,690,294.08	10,561,462.33
	6,391,380.66	7,012,051.99
	18,011,993.36	39,071,125.19
	705,810.31	209,677.68
“ ”		6,438.54
“ ”	413.67	
“ ”	5,775,293.94	13,661,214.45
“ ”	-8,284,287.50	-2,016,598.29
“ ”	-3,140,170.41	-1,912,869.88
“ ”	-375,510.66	
“ ”	-381,746,765.90	-147,341,195.30
“ ”	-376,789,848.11	-444,094,893.11

“ ”	-39,806,745.80	-123,002,117.37
	-41,728,253.44	10,756,307.08
	-845,913,418.76	-680,071,037.94
2	--	--
3	--	--
	432,387,220.08	171,156,274.35
	1,082,867,837.39	662,927,251.55
	-650,480,617.31	-491,770,977.20

2

	432,387,220.08	1,082,867,837.39
	145,040.69	244,346.68
	432,242,179.39	1,082,623,490.71
	432,387,220.08	1,082,867,837.39

55

	106,980,396.01	
	3,964,127.08	
	110,944,523.09	--

	52,831,016.82	
	54,149,379.19	
-	1,369,967.78	
-	1,475,722.30	

1,369,967.78	“	”	“	”	
2		“	”		
54,149,379.19				52,831,016.82	
3	2019	3	22		2019 3
22	2021	1	29	1 4	2016 02206007
					1,118,437
4		2017	8 18		
		2017	8 14	2020 8 14	7B2 3000586781
14,720,500				1,475,722.30	

56

1

	--	--	
	1,067,448.96	6.8747	7,338,391.34
	509,891.48	7.817	3,985,821.70
	664.45	0.87966	584.49
	--	--	
	159,765.65	6.8747	1,098,340.91
	89,935.20	6.8747	618,277.52
	--	--	
	179,870.40	6.8747	1,236,555.04

2

□ √

57

1

2009	10,501,005.13		162,500.00
	3,190,690.00		49,375.00
	2,389,064.46		
	1,500,000.00		
	2,000,000.00		
	1,060,000.00		
	1,000,000.00		
	65,000.00		65,000.00
	1,000,000.00		

			62,434.93
	23,120,291.77		5,708,458.54

2

□ √

1

	2019.03

1

1

				100.00%	
				100.00%	
				100.00%	
				100.00%	
				70.00%	
				100.00%	
				100.00%	
				100.00%	
				100.00%	
				65.00%	
				51.00%	
				40.02%	
				28.54%	

44.18%

72.7162%

11.67%

51.69%

2



49.40	10.56	9	03.29	8.55	0.27	9.04
-------	-------	---	-------	------	------	------

					22.10%	
					40.00%	
				34.00%		
					40.48%	
				30.00%		

2

	/						/	

2019

245,316	1,659,4	
.54	02.94	

	-1,786,0		
	60.00		

		2,095.24	
		400,943.40	400,943.40
			8,395.15

	721,476,385.70
--	----------------

2

	53,647,714.85	10,547,874.32			64,195,589.17
	53,647,714.85	10,547,874.32			64,195,589.17

3

					(%)
GZNT		99,820,278.64		0-4	13.84
ZGMH		43,051,639.81	820,813.68	0-3	5.97
ZGJSYH		33,398,820.82	541,494.52	0-5	4.63
ZXYH		33,358,063.23	326,288.31	0-9	4.62
XANT		32,723,348.91	18,162,568.15	0-4	4.54
		242,352,151.41	19,851,164.66		33.60

2

	50,925,939.20	45,268,483.10
	50,925,939.20	45,268,483.10

1

1

	50,925,939.20	45,268,483.10
	50,925,939.20	45,268,483.10

2

--	--	--	--	--

	12	()	()	
2019 1 1	—	—	—	—

□ √

1 1		43,761,483.80
1		27,784,159.20
1-3		7,712,573.71
3-6		3,558,336.57
6-9		3,765,207.21
9-12		941,207.11
1 2		5,559,907.26
2 3		1,398,100.58
3		3,245,849.02
3 4		556,920.50
4 5		1,556,760.24
5		1,132,168.28
		53,965,340.66

3

	2,778,030.83	261,370.63	3,039,401.46
	2,778,030.83	261,370.63	3,039,401.46

4

YNNT		21,871,806.98	0-1	40.53%	0.00
XJYH		3,000,000.00	1-2	5.56%	300,000.00
CCHXYH		1,178,301.35	0-6	2.18%	828.00

ZZGJ		1,068,062.00	0-6	1.98%	15,870.57
NMGYHJ		860,838.00	2-3	1.60%	95,073.80
	--	27,979,008.33	--	51.85%	411,772.37

3

	510,962,087.02	2,279,046.00	508,683,041.02	510,962,087.02	2,279,046.00	508,683,041.02
	60,926,033.59	3,127,977.48	57,798,056.11	51,056,347.12	3,127,977.48	47,928,369.64
	571,888,120.61	5,407,023.48	566,481,097.13	562,018,434.14	5,407,023.48	556,611,410.66

1

	()					()	
	94,831,200.29					94,831,200.29	
	100,575,462.87					100,575,462.87	
	14,416,855.00					14,416,855.00	
	0.00					0.00	2,279,046.00
	1,666,475.80					1,666,475.80	
	14,128,487.01					14,128,487.01	
	102,000,000.00					102,000,000.00	
	14,900,000.00					14,900,000.00	

25,674,831.49

	2,550,000.00					2,550,000.00	
	36,799,728.56					36,799,728.56	
	94,640,000.00					94,640,000.00	
	508,683,041.02					508,683,041.02	2,279,046.00

2

	()									()	
	20,518.45 2.57			-769,090. 73						19,749.36 1.84	
	0.00									0.00	595,467.9 9
	10,130.03 7.96									10,130.03 7.96	2,532,509 .49
	285,531.6 8									285,531.6 8	
	16,994.34 7.43			-132,754. 94						16,861.59 2.49	
	0.00	9,600,000 .00		1,171,532 .14						10,771.53 2.14	

	47,928,36	9,600,000		269,686.4						57,798,05	3,127,977
	9.64	.00		7						6.11	.48
	47,928,36	9,600,000		269,686.4						57,798,05	3,127,977
	9.64	.00		7						6.11	.48

3

4

		769,093,484.88	726,511,697.50	675,301,906.62	631,961,176.24

	5,708,458.54	
	-17,096.25	
	242,266.72	
	361,597.98	
	5,074,099.45	--

1 ——

1 ——

□ √

2

		/	/
	-2.55%	-0.1186	-0.1186
	-2.89%	-0.1344	-0.1344

3**1**

□ √

2

□ √

3**4**

<http://www.cninfo.com.cn>