



2020

2020 08

)

(

<http://www.cninfo.com.cn>

2020

.....	2
.....	5
.....	8
.....	11
.....	19
.....	31
.....	36
.....	37
.....	38
.....	40
.....	41
.....	143

			000948
		YUNNAN NANTIAN ELECTRONICS INFORMATION CO.,LTD	
		NANTIAN	

	455	455
	0871 63366327	0871 68279182
	0871 63317397	0871 63317397
	000948@nantian.com.cn	shensh@nantian.com.cn

1

2019

2

2019

	101,119.95	--
--	------------	----

1

1

1

12

IT

1
IT

2

3

IT

1

2

3

2020

3.56

6.7%

2020

" "

IT

IDC

IT

18%-20%
2019 8

2022

800

FinTech

2019-2021

2021

2020 8

IT

IT

IT

1

2

1	IT					IT	
							CMMI5
					ITSS		ITSS
2019	ITSS	SaaS					()
CS4				()			
	1,000		5				
	89	11			544		
2					IT		
	IT						
3				IT			
4							

2020	16.88	40.17%	-1,746.00
54.07%			
1			
		IT	+
2			
			4
	8		
3			
			NAS
			"
	2019		6,411.7571
6.5			
	2019		
2020 2 19			60,577,818
2020 4 9		6.5	
	<		>
2019 2			

NBaaS

() CS4

() 5

2020

	1,688,002,732.35	1,204,291,806.19	40.17%	
	1,452,114,955.31	940,013,820.05	54.48%	
	77,593,376.33	100,388,421.79	-22.71%	
	62,968,298.95	61,753,115.53	1.97%	
	6,893,950.17	5,775,291.65	19.37%	
	-2,063,663.31	-1,285,858.19	-60.49%	
	115,162,399.01	139,088,024.35	-17.20%	
	-754,582,379.80	-845,913,418.76	10.80%	
	-1,055,066.13	-6,190,972.97	82.96%	

	1,688,002,732.35	100%	1,204,291,806.19	100%	40.17%
	1,688,002,732.35	100.00%	1,204,291,806.19	100.00%	40.17%
	457,634,774.61	27.11%	495,495,544.37	41.14%	-7.64%
	212,190,630.48	12.57%	97,407,043.89	8.09%	117.84%
	1,004,860,126.40	59.53%	599,331,101.72	49.77%	67.66%
	13,317,200.86	0.79%	12,058,116.21	1.00%	10.44%
	988,171,609.35	58.54%	585,603,190.11	48.63%	68.74%
	161,727,226.43	9.58%	190,553,823.68	15.82%	-15.13%
	294,162,184.63	17.43%	249,261,103.62	20.70%	18.01%
	227,877,169.96	13.50%	161,653,512.63	13.42%	40.97%
	5,923,453.20	0.35%	5,592,126.54	0.46%	5.92%
	10,141,088.78	0.60%	11,628,049.61	0.97%	-12.79%

10%

	1,688,002,732.35	1,452,114,955.31	13.97%	40.17%	54.48%	-7.97%
	457,634,774.61	301,691,713.93	34.08%	-7.64%	1.39%	-5.87%
	212,190,630.48	186,572,587.16	12.07%	117.84%	121.07%	-1.28%
	1,004,860,126.40	958,125,062.13	4.65%	67.66%	72.01%	-2.41%
	988,171,609.35	876,663,189.23	11.28%	68.74%	84.59%	-7.62%
	161,727,226.43	140,698,554.08	13.00%	-15.13%	-5.29%	-9.04%

294,162,184.63 2<</MCID 401:

	5,923,453.20	3,136,714.29	47.05%	5.92%	124.10%	-27.92%
	10,141,088.78	7,193,904.33	29.06%	-12.79%	-13.67%	0.73%

	2,249,092.62	-11.56%		
	-10,674,201.10	54.86%		
	277,286.98	-1.43%		
	107,026.25	-0.55%		
	11,322,376.83	-58.59%		

1

	732,679,414.73	19.71%	539,367,616.09	16.71%	3.00%	
	691,250,574.51	18.59%	840,037,188.11	26.02%	-7.43%	
	1,100,552,623.87	29.60%	985,943,575.05	30.54%	-0.94%	
	76,517,426.72	2.06%	84,162,410.75	2.61%	-0.55%	
	32,146,662.66	0.86%	64,046,232.47	1.98%	-1.12%	
	216,619,009.14	5.83%	222,927,532.09	6.90%	-1.07%	
	0.00	0.00%	0.00	0.00%	0.00%	
	276,101,779.74	7.43%	630,000,000.00	19.51%	-12.08%	
	636,767.00	0.02%	1,236,555.04	0.04%	-0.02%	

2

3

	87,550,509.26	42,119,109.58	45,431,399.68
	3,643,890.11		1,211,569.70

10%

		IT	27,561,847.89	52,629,050.02	7,856,238.44	40,664,645.14	-4,878,155.71	-4,878,155.71
		IT	89,230,000.00	189,936,204.33	65,594,535.15	100,677,380.33	-4,423,625.15	-4,279,311.71
		IT	102,094,284.50	163,260,268.57	119,461,051.53	93,826,652.05	-3,588,097.65	-2,677,075.40
		IT	1,939,500.00	2,137,077.42	-7,293,574.42	1,824,869.65	-2,549,252.13	-2,549,252.13
		IT	3,121,482.00	5,728,058.93	-27,789,473.80	3,648,741.66	-225,874.78	-226,260.68
		IT	15,000,000.00	31,964,387.82	14,229,151.33	37,584,136.15	-3,095,047.61	-3,116,395.21
		IT	12,000,000.00	119,124,969.39	22,107,631.33	100,413,897.63	430,555.71	452,861.15
		IT	110,000,000.00	186,151,779.67	156,258,219.64	171,855,449.93	6,825,303.00	5,883,887.37
			20,000,000.00	140,557,301.99	16,863,786.22	90,867,505.46	-1,841,300.47	-1,831,303.22
			20,000,000.00	9,305,058.74	906,600.77	14,863,285.06	-595,928.34	-595,928.34
			20,000,000.00	61,408,505.58	13,166,010.23	10,046,385.89	416,888.24	366,792.65

1

2

IT

IT

3

4

5

1

2020		36.23%	2020 01 10	2020 01 11	http://www.cninfo.com.cn
2019		42.64%	2020 05 18	2020 05 19	http://www.cninfo.com.cn
2020		43.87%	2020 06 05	2020 06 06	http://www.cninfo.com.cn

2

			1		
				2018	
				11	
				08	

			2			
			3			
			1	2	2020 04 07	
			3		2020 03 13	2021 4 7
			/		2020 03 13	2021 4 7
			12		2020 03 13	2021 4 7

			36	2019 10 20	2023 4 7
	1		2	2019 10 20	
			4		3
				2019 10 20	2023 4 7
	1		2	2019 04 28	
			3		
				2019 04 29	
			2	--	

()			()	()	()		
2013 6 16 A201310248	1,105.24		2017 3 31 2016 0102 18506			2016 7 5 2017 04 06	http://www.cninfo.com.cn
2003 20% 5,100	0		2019 4 10 2019 11 29 2018 01		2019 11 29	2018 2 13 2019 11 30	http://www.cninfo.com.cn
		2019 4					

--	--	--	--	--	--	--	--

--	--

2

3

4

5

2019 65,000.00
 20% 64,117,571 10
 2019 4 28 5% 2020 4
 9 46,598,322 2019 4 30 <http://www.cninfo.com.cn>
 2020 4 23 2020
 2020 2020 04 25 <http://www.cninfo.com.cn> 2020

	2019 04 30	http://www.cninfo.com.cn
2020	2020 04 25	http://www.cninfo.com.cn

1

1

2

3

2

1

	2019 07 09 2020 04 25	9,000	2019 07 17	1,395.38				
B1		7,000		B2		1,395.38		
B3		9,000		B4		1,395.38		

A1+B1+C1		7,000		A2+B2+C2				1,395.38
A3+B3+C3		9,000		A4+B4+C4				1,395.38
A4+B4+C4								0.64%

2

3

4

1

2

1

2

2016 3

3

4

3

2020 3 9

<

>

2019 2

2020 4 27

2020 3

2020 4 13

2020 4 28

<http://www.cninfo.com.cn>

2020-012

2020-026

1

2019 4 20

2020 3 25

<http://www.cninfo.com.cn>

2019-029

2020-008

2

2020 4 7

<http://www.cninfo.com.cn>

2020-009

1

	136,636	0.04%	60,577,818			-3,159	60,574,659	60,711,295	15.93%

2

320,587,859

381,165,677

2

	0	0	46,598,322	46,598,322	46,598,322	2023	4 7
	0	0	4,659,832	4,659,832	4,659,832	2021	4 7
	0	0	4,659,832	4,659,832	4,659,832	2021	4 7
	0	0	4,659,832	4,659,832	4,659,832	2021	4 7
	25,502	0	0	25,502			
	24,680	0	-1	24,679			
	5,758	0	0	5,758			
	6,581	0	0	6,581			
	19,233	0	-3,158	16,075	2017 12 25%	2020	8 26
	54,882	0	0	54,882	2017 12 25%	2020	8 26
	136,636	0	60,574,659	60,711,295	--	--	--

--	--	--	--	--	--	--	--

	2020 03 11	10.73 /	60,577,818	2020 04 09	60,577,818		http://www.cninfo.com.cn	2020 04 08

2019

6,411.7571

6.5

2019 4 28

5

2019 4 29

2019 7 24

2019 172

2019 8 9

2019

2019 8 820

2019 12 25

< 2019

		3		5,100
			1,265,300	
		4		
		1,029,043		

10

10

10

10

			0	0	0	0	0	0	0
			0	0	0	0	0	0	0
			0	0	0	0	0	0	0
			0	0	0	0	0	0	0
	--	--	83,362	0	0	83,362	0	0	0

			2020 06 05	
			2020 06 05	
			2020 06 05	
			2020 06 05	
			2020 06 05	

MCID 26DC ħ BDC

1

	2020 6 30	2019 12 31
	732,679,414.73	1,255,796,020.14
	17,081,650.05	24,238,115.21
	691,250,574.51	583,983,612.37
		12,838,560.00
	181,200,123.54	91,147,857.80
	51,781,020.72	47,992,228.43
	1,100,552,623.87	1,299,928,507.08
	229,768,119.46	

	7,078,026.93	14,011,273.77
	3,011,391,553.81	3,329,936,174.80
	32,146,662.66	33,238,227.19
	10,686.38	10,686.38
	121,803,696.72	121,803,696.72
	76,517,426.72	78,965,232.02
	216,619,009.14	220,538,126.32
	151,109,870.97	148,313,681.23
	18,666,024.31	16,122,625.99
	34,940,742.05	34,940,742.05
	21,788,939.00	22,540,875.74
	32,639,536.42	29,893,971.96
	06,242,594.37	706,367,865.60
	3,717,634,148.18	4,036,304,040.40
	276,101,779.74	692,137,816.43

	2,193,356.85	501,417,892.00
	202,267,161.43	
	20,140,969.34	50,062,384.87
	11,122,697.43	65,149,109.44
	14,710,082.46	10,221,248.68
	636,767.00	627,405.94
	1,201,614,108.47	2,144,848,620.28
	636,767.00	941,524.55
	5,873,918.00	6,753,596.50
	27,477,507.98	27,540,080.97
	6,723,729.02	7,177,130.05
	40,711,922.00	42,412,332.07
	1,242,326,030.47	2,187,260,952.35
	381,165,677.00	320,587,859.00

	1,305,949,470.54	722,942,395.60
	-49,274.13	-70,707.45
	84,630,456.16	84,630,456.16
	412,751,228.96	430,211,270.53
	2,184,447,558.53	1,558,301,273.84
	290,860,559.18	290,741,814.21
	2,475,308,117.71	1,849,043,088.05
	3,717,634,148.18	4,036,304,040.40

2

	2020 6 30	2019 12 31
	536,448,357.71	1,007,908,190.90
	14,926,630.05	18,170,484.01
	530,819,491.54	374,951,993.20
	270,865,751.94	61,371,124.52
	64,479,789.44	58,226,974.62
	791,509,765.23	1,038,834,087.86
	154,013,514.37	

	4,951,304.31	4,244,290.18
	2,368,014,604.59	2,563,707,145.29
	554,069,726.46	555,133,446.29
	120,783,696.72	120,783,696.72
	61,473,623.08	63,550,871.62
	182,366,642.47	183,396,624.81
	36,558,768.85	32,397,763.43
	3,085,192.36	3,571,301.33
	1,316,450.44	1,107,801.12
	18,735,043.02	17,833,686.78
	978,389,143.40	977,775,192.10
	3,346,403,747.99	3,541,482,337.39
	274,631,779.74	682,137,816.43
	217,387,250.70	97,495,022.15
	322,102,287.70	687,791,317.20
	561,706.79	451,570,045.89
	276,258,853.25	
	223,693.78	10,033,032.36
	1,201,344.63	19,689,398.77
	8,525,799.98	8,393,758.25

	636,767.00	627,405.94
	1,101,529,483.57	1,957,737,796.99
	636,767.00	941,524.55

3

	2020	2019
	1,688,002,732.35	1,204,291,806.19
	1,688,002,732.35	1,204,291,806.19
	1,710,528,897.24	1,244,466,644.91
	1,452,114,955.31	940,013,820.05
	5,869,604.24	6,502,624.87
	77,593,376.33	100,388,421.79
	62,968,298.95	61,753,115.53
	105,088,712.24	130,033,371.02
	6,893,950.17	5,775,291.65
	12,558,476.09	10,889,627.90


	-19,628,896.54	-38,885,784.90
	277,286.98	36,799.14
	107,026.25	53,895.39

	-0.0512	-0.1186
--	---------	---------

4

	2020	2019
	1,330,877,982.68	777,717,316.93
	1,258,036,647.53	728,410,259.83
	3,046,857.68	3,168,501.04
	2,920,570.26	1,751,465.69
	15,571,896.16	16,025,555.66
	36,598,982.11	15,925,786.27
	6,247,611.48	7,886,768.13
	10,886,426.05	10,871,890.96
	5,148,736.11	3,416,303.90
	727,176.41	960,875.00
	16,510,835.18	8,809,686.47
	-1,063,719.83	269,686.47
-		
	0.00	
-	-7,100,595.15	
-		-10,802,154.40
-	0.00	-14,020.13
	18,592,833.90	3,503,367.25
	106,789.13	22,476.96
	30,522.59	-0.12
	18,669,100.44	3,525,844.33
	-272,041.69	560,628.51
	18,941,142.13	2,965,215.82
	18,941,142.13	2,965,215.82

1.		
2.		
3.		
4.		
5.		
1.		
2.		
3.		
4.		
5.		
6.		
7.		



	4,069,642.92	455,479.54
	153,968,385.00	68,133,501.76
	1,366,568,506.25	846,488,447.92
	1,469,354,927.98	1,052,911,900.25

	233,331,565.00	530,000,000.00
	878,081,552.29	530,000,000.00
	649,118,869.75	305,309,291.65
	13,113,270.88	23,075,977.85
	662,232,140.63	328,385,269.50
	215,849,411.66	201,614,730.50
	115,974.95	9,043.92
	-539,672,059.32	-650,480,617.31
	1,184,154,474.79	1,082,867,837.39
	644,482,415.47	432,387,220.08

6

	2020	2019
	1,059,343,570.96	1,002,056,843.05
	126,256.30	95,648.82
	43,433,504.45	38,048,198.09
	1,102,903,331.71	1,040,200,689.96
	1,699,010,820.49	1,565,986,240.49
	54,144,321.13	28,602,974.71
	22,580,776.72	48,035,440.00
	56,415,597.95	83,010,723.31
	1,832,151,516.29	1,725,635,378.51
	-729,248,184.58	-685,434,688.55
	17,574,555.01	8,540,000.00

	50.00	21,711.00
	17,574,605.01	8,561,711.00
	6,638,030.46	2,606,529.72
		9,600,000.00
	6,638,030.46	12,206,529.72
	10,936,574.55	-3,644,818.72
	644,749,987.29	
	231,861,565.00	530,000,000.00
	876,611,552.29	530,000,000.00
	639,118,869.75	305,309,291.65
	11,454,340.56	22,841,977.85
	650,573,210.31	328,151,269.50
	226,038,341.98	201,848,730.50
	40,854.03	18,183.88
	-492,232,414.02	-487,212,592.89
	954,492,060.21	680,256,515.03
	462,259,646.19	193,043,922.14

7

	2020												



4															
1															
2															
3															
4															
5															
6															
1															
2															
	381,165,677.00			1,305,949,470.54		-49,274.13		84,630,456.16		412,751,228.96		2,184,447,558.53	290,860,559.18	2,475,308,117.71	

	2019														
	246,606,046.00			796,924,208.60			1,381,606.74	82,733,944.89		387,394,501.93		1,515,040,308.16	258,973,856.72	1,774,014,164.88	
								-143,748.33		-1,990,840.58		-2,134,588.91	434,941.93	-1,699,646.98	

	246,606,046.00				796,924,208.60			1,381,606.74	82,590,196.56		385,403,661.35		1,512,905,719.25	259,408,798.65	1,772,314,517.90

3															
4															
5															
6															
								-1,381, 606.74				-1,381, 606.74		-1,381,606 .74	
1															
2								1,381, 606.74				1,381, 606.74		1,381,606. 74	
	320,5 87,85 9.00				722,94 2,395. 60		-70,70 7.45	84,630 ,456.1 6		430,21 1,270. 53		1,558, 301,27 3.84	290,741 ,814.21	1,849,043, 088.05	

8

	2020												
	320,587 ,859.00				778,335, 739.66					89,610,2 31.81	366,439, 804.29		1,554,973,63 4.76

	13.00				813.00							
2												
3												
4												
5												
6												
1												
2												
	320,587, 859.00				778,335, 739.66			89,610,23 1.81	366,439,8 04.29		1,554,973,634. 76	

1

1998 118

1998 12

21

91530000713401509F

ATM

2

1999 8 18

4,000.00

140,000,551.00

1999 10 14

2006 8 7

4,000.00

		10	5.1376	20,550,399.00	
2008	5	14		[2008]492	10
		5,000.00	A		
2012	4	13	2011	2011	

1

2

1 1 12 31

3

12

4

5

5

QAYI

1

3

3

1

20

2

6

1

2019 12 31

2

3

4

5

6

7

1

2

8

8

8

3

9

10

1
1

2

2
1

2

3

4

1

2

5

1

2

11

12

14 -

30

30

68

13

12

12

14

15

16

1

2

3

18

1

2

3

4

6

4

19

1

1

2

17

7

72

12

20

21

3

4

5

2

		20-40	5%-10%	2.25%-4.75%
		10-12	5%-10%	7.50%-9.50%
		5-6	5%-10%	15.00%-19.00%
		5-10	5%-10%	9.00%-19.00%
		5	5%-10%	18.00%-19.00%

3

20

1

2

21

1

1

2

3

2

3

3

1

2

22

1

A

1

2

3

B

1

17

2

3

23

1

1

2

26

1

2

3

1

2

4

27

1

1

2

3

2

;

1

2

28

1

1

2

3

4

2

1

2

3

4

3

4

1

2

5

1

2

3

29

30

12

31

1

1

2

2

1

2

3

A

[

]

B

4

A

B

32

/

1

1

2

2

1

2

3

33

1

2

1

75%

90%

90%

2

34

1

2

3

;

;

4

35

1

2017 7 5		<		14	
>	2017 22				
	2020 1 1				
2017 3 31			22		
	2017 7		23		
2017 8		24		2017 9	
2017 5 2			37		2017
	2017 14				
	2019 1 1				

2

3 2020

	2019 12 31	2020 01 01	
	1,255,796,020.14	1,255,796,020.14	
	24,238,115.21	24,238,115.21	
	583,983,612.37	441,214,340.07	-142,769,272.30
	12,838,560.00	12,838,560.00	
	91,147,857.80	91,147,857.80	

	47,992,228.43	47,992,228.43	
	1,299,928,507.08	1,299,928,507.08	
		142,769,272.30	142,769,272.30
	14,011,273.77	14,011,273.77	
	3,329,936,174.80	3,329,936,174.80	

	4,036,304,040.40	4,036,304,040.40	
	692,137,816.43	692,137,816.43	
	162,846,289.45	162,846,289.45	
	662,386,473.47	662,386,473.47	
	501,417,892.00	2,178,249.68	-499,239,642.32
		499,239,642.32	499,239,642.32
	50,062,384.87	50,062,384.87	
	65,149,109.44	65,149,109.44	
	10,221,248.68	10,221,248.68	
	627,405.94	627,405.94	
	2,144,848,620.28	2,144,848,620.28	
	941,524.55	941,524.55	

	6,753,596.50	6,753,596.50	
	27,540,080.97	27,540,080.97	
	7,177,130.05	7,177,130.05	
	42,412,332.07	42,412,332.07	
	2,187,260,952.35	2,187,260,952.35	
	320,587,859.00	320,587,859.00	
	722,942,395.60	722,942,395.60	
	-70,707.45	-70,707.45	
	84,630,456.16	84,630,456.16	
	430,211,270.53	430,211,270.53	
	1,558,301,273.84	1,558,301,273.84	
	290,741,814.21	290,741,814.21	
	1,849,043,088.05	1,849,043,088.05	
	4,036,304,040.40	4,036,304,040.40	

	2019 12 31	2020 01 01	
	1,007,908,190.90	1,007,908,190.90	
	18,170,484.01	18,170,484.01	
	374,951,993.20	301,781,412.77	-73,170,580.43

	61,371,124.52	61,371,124.52	
	58,226,974.62	58,226,974.62	
	1,038,834,087.86	1,038,834,087.86	
		73,170,580.43	73,170,580.43
	4,244,290.18	4,244,290.18	
	2,563,707,145.29	2,563,707,145.29	
	555,133,446.29	555,133,446.29	
	120,783,696.72	120,783,696.72	
	63,550,871.62	63,550,871.62	
	183,396,624.81	183,396,624.81	

	97,495,022.15	97,495,022.15	
	687,791,317.20	687,791,317.20	

	778,335,739.66	778,335,739.66	
	89,610,231.81	89,610,231.81	
	366,439,804.29	366,439,804.29	
	1,554,973,634.76	1,554,973,634.76	
	3,541,482,337.39	3,541,482,337.39	

4 2020

2020 1 1

	2019 12 31	2020 1 1	
	583,983,612.37	441,214,340.07	-142,769,272.30
		142,769,272.30	142,769,272.30
	501,417,892.00	2,178,249.68	-499,239,642.32
		499,239,642.32	499,239,642.32

1

	13% 9% 6% 5%	13% 9% 6% 5%
		7%
		15% 25%
		3%
		2%
		1.2%
		12%

1	15%
2	15%
3	15%
4	15%
5	15%
6	15%
7	15%
8	15%
9	15%
10	15%
11	15%
12	12.5%
13	15%

2

1					
			[2013]397		
	9	2011			
		15%			
2					63
		"	15%	"	
15%					
3					
63		"	15%	"	
15%					
4					
63		"	15%	"	
15%					
5					
15%	63				

9

2011

15%

	644,426,036.75	1,184,050,669.14
	88,196,999.26	71,659,145.35
	732,679,414.73	1,255,796,020.14

2


1

	14,231,425.24	15,174,152.40
	2,850,224.81	9,063,962.81
	17,081,650.05	24,238,115.21

	5,478,460.20	
	5,478,460.20	

3

1



	91,643,087.55		2,052,503.50			89,590,584.05
	91,643,087.55		2,052,503.50			89,590,584.05

3

ZGYH	101,325,974.34	12.98%	16,199,490.74
ZGJSYH	96,013,681.12	12.30%	5,996,224.42
ZGNYYH	86,290,135.58	11.05%	13,069,933.21
ZGYZCX	64,841,507.29	8.30%	1,809,457.31
ZGGDYH	57,454,555.11	7.36%	1,850,344.04
	405,925,853.44	51.99%	

4

		12,838,560.00
		12,838,560.00

2	3	260,202.33	0.14%	214,247.39	0.24%
3		369,129.25	0.20%	275,281.20	0.30%
		181,200,123.54	--	91,147,857.80	--

1

		3,066,161.92	2-3	
		1,039,397.00	5	

2

		%
HWJS	31,341,785.33	16.78
HHGJ	21,593,168.14	11.56
XTTX	18,788,000.00	10.06
IWTC	15,376,457.98	8.23
BJHHS LGYL	14,180,973.50	7.59
	101,280,384.95	54.23

6

	51,781,020.72	47,992,228.43
	51,781,020.72	47,992,228.43

1

1

2

1

3

1

	60,345,464.47	55,529,287.06
	60,345,464.47	55,529,287.06

2

	12	()	()	
2020 1 1		7,537,058.63		7,537,058.63
2020 1 1				
		1,027,385.12		1,027,385.12
2020 6 30		8,564,443.75		8,564,443.75

1 1		37,600,778.10
1 2		7,278,768.35
2 3		8,199,899.85
3		7,266,018.17
3 4		1,653,250.08
4 5		865,326.64
5		4,747,441.45
		60,345,464.47

3

	7,537,058.63	1,027,385.12				8,564,443.75
	7,537,058.63	1,027,385.12				8,564,443.75

4

YNNTLC		4,000,000.00	0-1	6.63%	80,000.00
XJYH		3,000,000.00	2-3	4.97%	600,000.00
GXZBJT BJDYB		2,606,000.00	0-1	4.32%	52,120.00
CDYH		1,767,000.00	0-4	2.93%	53,820.00
YNSJYTJX		1,242,347.40	1-3	2.06%	231,153.76
	--	12,615,347.40	--	20.91%	1,017,093.76

7

1

	51,315,265.72	4,929,787.51	46,385,478.21	45,935,231.58	4,929,787.51	41,005,444.07
	958,027,698.34	3,011,507.99	955,016,190.35	1,078,050,397.8	2,983,988.82	1,075,066,409.06
	103,397,635.70	4,246,680.39	99,150,955.31	188,103,334.34	4,246,680.39	183,856,653.95
	1,112,740,599.76	12,187,975.89	1,100,552,623.87	1,312,088,963.80	12,160,456.72	1,299,928,507.08

2

	4,929,787.51					4,929,787.51
	2,983,988.82	27,519.17				3,011,507.99
	4,246,680.39					4,246,680.39
	12,160,456.72	27,519.17	0.00	0.00	0.00	12,187,975.89

3

4

8

	253,011,509.95	23,243,390.49	229,768,119.46	154,627,808.48	11,858,536.18	142,769,272.30
	253,011,509.95	23,243,390.49	229,768,119.46	154,627,808.48	11,858,536.18	142,769,272.30

	86,998,847.16	
	86,998,847.16	

			/	
	11,384,854.31			
	11,384,854.31			--

9

--	--	--

	6,820,226.45	13,013,359.90
	257,800.48	652,534.77
	0.00	345,379.10
	7,078,026.93	14,011,273.77

10

	()								()	
	18,386,622.06			-1,063,719.83					17,322,902.23	
										595,467.99
	8,863,783.21								8,863,783.21	3,798,764.24
										285,531.68
	1,986,659.85			-139,604.07					1,847,055.78	
	911,263.34	200,000.00		-15,752.92					1,095,510.42	
	478,501.91			-25,886.00					452,615.91	
	2,518,931.97			-52,497.23					2,466,434.74	
	61,788.46								61,788.46	
	30,676.39			5,895.52					36,571.91	
	33,238,227.19	200,000.00		-1,291,564.53					32,146,662.66	4,679,763.91
	33,238,227.19	200,000.00		-1,291,564.53					32,146,662.66	4,679,763.91

1.	34,322,253.15	3,570,535.49		37,892,788.64
2.	1,013,224.31	147,544.40		1,160,768.71
1	760,702.95	110,916.80		871,619.75
2	252,521.36	36,627.60		289,148.96
3.				
1				
2				

1.	267,900,100.87	60,993,527.92	20,276,098.51	45,165,681.84	9,098,203.49	403,433,612.63
2.	1,258,232.09	102,893.81	0.00	1,694,518.40	64,544.92	3,120,189.22
1		102,893.81		1,616,108.82	55,345.60	1,774,348.23
2						0.00
3						0.00
4	1,258,232.09					1,258,232.09
5				78,409.58	9,199.32	87,608.90
3.				20,784.20	291,866.38	312,650.58
1				20,784.20	291,866.38	312,650.58
				0.00	0.00	0.00
4.	269,158,332.96	61,096,421.73	20,276,098.51	46,839,416.04	8,870,882.03	406,241,151.27
						0.00
1.	74,014,969.80	52,082,505.72	15,873,392.67	35,198,190.47	5,530,270.30	182,699,328.96
2.	3,547,492.87	1,174,625.15	612,069.89	1,465,636.45	218,610.19	7,018,434.55
1	3,294,971.51	1,174,625.15	612,069.89	1,465,636.45	218,610.19	6,765,913.19
2	252,521.36					252,521.36
3.				14,873.31	276,905.42	291,778.73
1				14,873.31	276,905.42	291,778.73
2				0.00	0.00	0.00
4.	77,562,462.67	53,257,130.87	16,485,462.56	36,648,953.61	5,471,975.07	189,425,984.78
						0.00
1.				33,592.34	162,565.01	196,157.35
2.						0.00
1						0.00
3.						0.00
1						0.00
4.				33,592.34	162,565.01	196,157.35
						0.00
1.	191,595,870.29	7,839,290.86	3,790,635.95	10,156,870.09	3,236,341.95	216,619,009.14
2.	193,885,131.07	8,911,022.20	4,402,705.84	9,933,899.03	3,405,368.18	220,538,126.32

	51,863.65


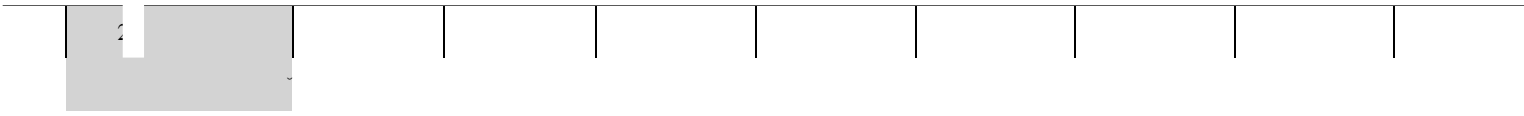
3

B068		80,131.80
B069		80,131.80
B070		80,131.80
33 2 1203		586,749.76
		41,934.99

15

1

1.	41,213,393.84	77,362,086.94	154,298,348.30	25,874,318.78	41,486,756.95	42,404,249.80	382,639,154.61
2.	28,804.50		10,154,074.94		7,198,152.17		17,381,031.61
1			7,535,126.38		3,860,000.00		11,395,126.38
2			2,618,948.56		3,338,152.17		5,957,100.73
3							
4	28,804.50						28,804.50
3.			115,451.32				115,451.32
1			115,451.32				115,451.32
4.	41,242,198.34	77,362,086.94	164,336,971.92	25,874,318.78	48,684,909.12	42,404,249.80	399,904,734.90
1.	10,857,559.19	38,676,793.51	108,629,365.27	5,982,398.86	22,945,704.22	4,255,051.67	191,346,872.72
2.	440,894.20	1,584,582.19	5,305,394.59	1,405,560.13	3,689,714.46	2,120,212.47	14,546,358.04
1	404,266.60	1,584,582.19	5,305,394.59	1,405,560.13	3,689,714.46	2,120,212.47	14,509,730.44
2	36,627.60						36,627.60
3.			76,967.49				76,967.49
1			76,967.49				76,967.49



	560,882.67	560,882.67
--	------------	------------

2020

	646,636.98			646,636.98	
	647,001.35			647,001.35	

		5,084,499.59			5,084,499.59	
		2,684,550.70			2,684,550.70	
		156,901.48			156,901.48	
		112,771.99			112,771.99	
		189,252.09			189,252.09	
		99,243.51			99,243.51	
		5,560,035.38			5,560,035.38	
		26,441,165.36			26,441,165.36	
	16,122,625.99	117,446,756.29		9,817,100.73	105,086,257.24	18,666,024.31

17

1

	14,532,462.00				14,532,462.00
	12,092,607.25				12,092,607.25
	8,315,672.80				8,315,672.80
	34,940,742.05				34,940,742.05

18

	616,268.89		63,800.98	552,467.91
	15,351,559.54			15,351,559.54
	6,344,343.86	985,455.50	1,668,574.48	5,661,224.88
	216,509.44		57,735.84	158,773.60
		64,449.00	9,207.00	55,242.00
	12,194.01		2,522.94	9,671.07
	22,540,875.74	1,049,904.50	1,801,841.24	21,788,939.00

19 /

1

	114,604,645.30	17,116,652.78	105,556,881.87	15,768,064.06
	32,003,691.91	4,800,553.79	22,315,845.57	3,347,376.84

	173,405,948.10	131,152,386.86
	71,448,564.57	72,277,762.29
		5,308,500.00
	244,854,512.67	208,738,649.15

5

2020	48,064.68	8,060,739.19	
2021	54,703.52	11,977,792.70	
2022	2,614,596.75	42,885,798.52	
2023	13,762,344.54	61,313,760.80	
2024	10,856,097.84	6,914,295.65	
2025	12,433,059.52		
2026	10,525,085.67		
2027	39,751,288.06		
2028	46,469,817.01		
2029	27,644,007.42		
2030	9,246,883.09		
	173,405,948.10	131,152,386.86	--

20

1

	274,891,565.00	690,360,000.00
	1,210,214.74	1,777,816.43
	276,101,779.74	692,137,816.43

21

--	--	--

	148,903,627.70	84,977,908.02
	32,069,963.58	77,868,381.43
	180,973,591.28	162,846,289.45

22

1

	493,467,702.94	662,386,473.47
	493,467,702.94	662,386,473.47

2

1

SHYDWL	19,768,496.20	
JGWJRFW	4,870,817.86	

2 1

	557,714.00	
	557,714.00	--

24

	202,267,161.43	499,239,642.32
	202,267,161.43	499,239,642.32

ZGYH x86 IAAS)	-83,365,474.77	
ZGHXBJDX	-49,484,867.26	
ZGYH2018 X86 -	-24,740,731.71	
ZGYZCXYH2018 PC A- 2	-21,305,634.66	
HXYH2018	-20,318,965.50	
ZGHX2018 -	-19,801,203.54	
JSYH	-16,904,778.76	
	-235,921,656.20	

25

1

	49,889,175.54	409,915,040.64	442,491,943.65	17,312,272.53
-	173,209.33	16,977,409.14	14,381,921.66	2,768,696.81

		198,773.00	138,773.00	60,000.00
	50,062,384.87	427,091,222.78	457,012,638.31	20,140,969.34

2

1	38,747,036.82	363,597,463.58	398,172,592.31	4,171,908.09
2		2,661,789.33	2,661,789.33	
3	99,811.08	15,328,009.69	14,342,593.19	1,085,227.58
	88,191.90	14,660,480.78	13,784,392.41	964,280.27

	505.92	679.80
	565,507.14	707,322.72
	141,327.90	1,090,412.47
	104,389.26	736,008.42
	565.78	4,466.53
	11,122,697.43	65,149,109.44

27

	14,710,082.46	10,221,248.68
	14,710,082.46	10,221,248.68

1

1

	6,211,293.19	1,932,278.24
	6,987,604.84	7,707,744.70
	1,511,184.43	581,225.74
	14,710,082.46	10,221,248.68

2

1

	1,926,825.00	
	1,498,376.00	
	3,425,201.00	--

28

	636,767.00	627,405.94
	636,767.00	627,405.94

						%	
		636,767.00	1999-7-14	2022-6-27		1.00	
		636,767.00					

29

1

	636,696.25	941,108.92
	70.75	

	5,873,918.00	6,753,596.50	
	5,873,918.00	6,753,596.50	--

31

	27,540,080.97	150,000.00	212,572.99	27,477,507.98	

	700,000.00						700,000.00	
2019		150,000.00					150,000.00	
	200,000.00						200,000.00	
2017	181,681.10						181,681.10	
	74,115.28					697.99	73,417.29	
	27,540,080.97	150,000.00		211,875.00		697.99	27,477,507.98	

32

		+ -				
	320,587,859.00	60,577,818.00			60,577,818.00	381,165,677.00

2020 2 19

2020 114

320,587,859.00

381,165,677.00

60,577,818 2020 4 9

33

	659,780,293.07	583,007,074.94	1,242,787,368.01
	63,162,102.53		63,162,102.53
	722,942,395.60	583,007,074.94	1,305,949,470.54

2020

60,577,818

583,007,074.94

34

--	--	--	--

	-80,232.87							-80,232.87
	-80,232.87							-80,232.87
	9,525.42					21,433.32	53,675.90	30,958.74
	9,525.42					21,433.32	53,675.90	30,958.74
	-70,707.45					21,433.32	53,675.90	-49,274.13

35

	73,397,897.45		73,397,897.45
	11,232,558.71		11,232,558.71
	84,630,456.16		84,630,456.16

36

		387,394,501.93
+	-	-1,990,840.58
	430,211,270.53	385,403,661.35
	-17,460,041.57	59,178,171.08
		2,040,259.60
		12,330,302.30
	412,751,228.96	430,211,270.53

- 1) 0.00
- 2) 0.00
- 3) 0.00
- 4) 0.00
- 5) 0.00

37

	1,674,685,531.49	1,446,389,363.22	1,192,233,689.98	938,969,416.79
	13,317,200.86	5,725,592.09	12,058,116.21	1,044,403.26
	1,688,002,732.35	1,452,114,955.31	1,204,291,806.19	940,013,820.05

1,600,000,000.00 2020 1,258,805,262.00 2021 2,858,805,262.00

38

	1,144,544.16	1,340,507.90
	489,723.57	574,501.51
	2,103,384.61	2,438,212.03
	471,675.63	472,519.17
	33,070.00	32,090.00
	1,299,371.02	1,305,026.31
	325,949.52	337,571.67
	1,885.73	2,196.28
	5,869,604.24	6,502,624.87

39

	59,159,367.03	75,686,159.54
	203,097.02	
	4,275,486.82	11,580,219.93
	3,371,881.84	6,400,506.90

	2,808,866.45	1,337,093.57
	1,646,030.29	1,797,348.75
	40,115.10	
	494,108.53	615,866.91
	601,945.00	956,398.41
	1,396,572.34	755,676.71
	1,001,840.68	756,819.62
	2,594,065.23	502,331.45
	77,593,376.33	100,388,421.79

40

	36,026,002.21	34,142,008.72
	3,844,515.54	3,815,792.71
	10,577,555.92	8,994,827.21
	1,491,814.81	1,793,732.74
	3,395,855.16	1,442,954.17
	1,480,284.99	1,997,406.43
	526,274.17	1,571,666.66
	1,237,210.51	1,077,877.26
	478,246.86	406,026.41
	1,141,530.67	856,043.55

ž

	429,777.65	488,409.84
	204,711.07	205,120.21
	2,018,234.74	1,226,196.00
	1,618,570.62	1,225,263.88
	3,151,615.56	1,487,578.66
	16,500.35	32,467.99
	60,698.83	329,679.37
	105,088,712.24	130,033,371.02

42

	12,558,476.09	10,889,627.90
	6,313,856.79	5,696,129.46
	6,244,619.30	5,193,498.44
	25,746.85	3,529.82
	-25,746.85	-3,529.82
	675,077.72	637,505.95
		-52,182.92
	6,893,950.17	5,775,291.65

43

	11,212,186.06	5,236,911.55
	110,190.77	471,546.99
	11,322,376.83	5,708,458.54

44

	-1,291,564.53	-409,559.14

	-119,342.85	
	3,660,000.00	8,619,411.60
		74,435.04
	2,249,092.62	8,284,287.50

45

	-1,027,385.12	
	-11,384,854.31	
	2,039,609.73	
	-274,052.23	
	-10,646,681.93	

46

		-12,724,867.08
	-27,519.17	34,573.00
	-27,519.17	-12,690,294.08

47

		621.99
		621.99

	277,286.98	36,799.14	277,286.98
--	------------	-----------	------------

49

	64,756.00	50,000.00	64,756.00
	15,732.96	413.67	15,732.96
	26,537.29	3,481.72	26,537.29
	107,026.25	53,895.39	107,026.25

50

1

	-772,468.42	2,209,116.05
	-1,291,194.89	-3,494,974.24
	-2,063,663.31	-1,285,858.19

2

	-19,458,635.81
/	-2,918,795.37
	-503,973.51
	-386,679.55
	549,000.00
	247,074.13
	949,710.99
	-2,063,663.31

51

52

1

	5,965,923.57	12,232,095.03
	3,799,241.92	
	37,842,359.18	28,761,286.71
	4,680,736.37	4,858,266.09
	6,291,513.44	5,690,603.67
	85,608,128.49	11,464,240.97
	597,327.61	292,229.13
	9,183,154.42	4,834,780.16



10,674,201.10

		7B2	1,404,559.06
	91,194,399.37		--

55

1

	--	--	14,116,988.16
	1,166,835.47	7.0795	8,260,611.69
	513,504.15	7.9610	4,088,006.54
	670.83	0.91344	612.76
	--	--	
	159,765.65	7.0795	1,131,060.92
	--	--	
	89,935.20	7.0795	636,696.25

2

56

1

	1,060,000.00		
	221,900.00		
2009	10,176,005.13		162,500.00
	2,389,064.46		
	800,000.00		

	3,091,940.00		49,375.00
	25,000.00		
	2,400,000.00		
	700,000.00		
	5,308,500.00		
	700,000.00		
2019	150,000.00		
	200,000.00		
2017	181,681.10		
	73,417.29		697.99
			4,740,647.63
			1,099,075.40
			100,000.00
			100,000.00
2019			100,000.00
			88,473.70
			30,900.00
			1,295,300.00
			463,000.00
			2,277,000.00
			258,616.34
			50,000.00
2019			396,600.00
	27,477,507.98		11,212,186.06

2

1

1

				100.00%		
				100.00%		
				100.00%		
				100.00%		
				70.00%		
				100.00%		
				100.00%		
				100.00%		
				100.00%		
				61.00%		
				65.00%		
				51.00%		
				40.02%		
				28.54%		
				60.00%		

1

40.02%

51.69%

1,144,000.00

11.67%

51.69%

2

28.5362%

72.7162%

72.7162%

2

	5				8			
	37,580,327.59	1,046,678.88	1,121,788.10	-35,619,303.79	30,162,856.24	4,699,459.87	4,700,865.92	-32,741,612.11
	18,902,327.19	2,672,199.64	2,672,199.64	-5,561,635.23				

4

5

2

1

						42.00%	
							22.10%
							40.00%
						34.00%	
							40.48%

2

	/					/				
	18,068,100.42	695,621.92	341,497.29	133,805.88	708,158.62	18,295,858.76	606,948.98	1,175,813.01	133,805.88	1,022,501.30
	34,267,175.44	23,811,606.00	8,606.86		5,132.24	35,565,740.10	23,687,522.99	5,778.23		10,216.36

	52,335,275	24,507,227		
	.86	.92	350,104.15	133,805.88

	636,696.25	627,405.94
	636,696.25	

4

1

/

		0.00	69,200.00		69,182.08
		415,092.48	842,000.00		345,910.39
		122,996.00	530,900.00		19,120.00
		6,322,775.30	6,500,000.00		3,597,893.03

/

			2,095.24
		400,943.40	400,943.40
		47,169.81	
		1,882.00	
		793.26	2,586.82
			10,830.56
		10,282.07	2,929.25

2

		109,714.29	109,714.29
		0.00	67,324.70
		20,337.14	0.00

3

	2,511,027.09	2,498,600.00

5

1

		50,000.00	1,000.00		
		53,156.16	19,186.93	53,156.16	13,871.31
		21,354.00	427.08	14,236.00	711.80
				193,355.50	

2

		428,233.52	0.00
		10,346.40	0.00

1

2

3

	487.27		51.57		35.70	57.88		1.57		31
	583,821,504.52	100.00%	53,002,012.98	9.08%	530,819,491.54	359,173,122.39	100.00%	57,391,709.62	15.98%	301,781,412.77

35,437,261.41

1 343,909,288.15 6,878,185.76 2.00%

3	4	16,235,985.72
4	5	5,082,252.40
5		16,802,782.57
		583,821,504.52

2

	57,391,709.62		4,389,696.64		53,002,012.98
	57,391,709.62		4,389,696.64		53,002,012.98

3

	27,957,570.57	4.79%	17,564,751.57
	27,667,708.34	4.74%	
	26,829,000.00	4.60%	
	25,564,835.01	4.38%	
KMGDJT	18,317,600.61	3.14%	832,507.30
	126,336,714.53	21.65%	

2

	64,479,789.44	58,226,974.62
	64,479,789.44	58,226,974.62

1

1

2

1

3

1

	69,343,496.61	62,584,919.28
	69,343,496.61	62,584,919.28

2

	12	()	()	
2020 1 1		4,357,944.66		4,357,944.66
2020 1 1				
		505,762.51		505,762.51
2020 6 30		4,863,707.17		4,863,707.17

1 1		54,762,440.24
1 2		5,133,781.08
2 3		5,933,148.26
3		3,514,127.03
3 4		637,805.58
4 5		482,474.90
5		2,393,846.55

3

	4,357,944.66	505,762.51				4,863,707.17
	4,357,944.66	505,762.51				4,863,707.17

4

		30,352,597.77	1	43.77%	
YNNTLC		4,000,000.00	1	5.77%	80,000.00
XJYH		3,000,000.00	2-3	4.33%	600,000.00
GXZBJT	BJDYZB	2,236,000.00	1	3.22%	44,720.00
CDYH		1,767,000.00	1-2	2.55%	53,820.00
	--	41,355,597.77	--	59.64%	778,540.00

3

	530,162,087.02	2,279,046.00	527,883,041.02	530,162,087.02	2,279,046.00	527,883,041.02

	14,416,855.00					14,416,855.00	
							2,279,046.00
	1,666,475.80					1,666,475.80	
	14,128,487.01						

4

--	--	--

2

		/	/
	-0.93%	-0.0512	-0.0512
	-0.94%	-0.0461	-0.0461

3

1

2

3

<http://www.cninfo.com.cn>